

**Mon., September 17, 2018** GA

- Complete the warm-up.
- Collect review sheet from front table. Write your name on it.
- 1, 6: Collect note sheet.
- 3, 5: Clear your table.



Answer in 2-3 complete sentences. What is the dominant ELEMENT of ART in this African mask? Why do you think so?

Today, we will: **1, 6: CLAY QUIZ**

**1, 6: Introduce Masks on block day**


**3, 5: Begin Mask Embellishment**

- Students will be able to discuss how artworks reflect ideas, images & symbols from the culture within which they were made.
- Students will be able to develop plans for his/her own artwork (sketch, notes).
- Students will be able to explain use of subject matter, symbols and/or themes in his/her own artwork.

**SB10: DUE 9/20**

School days

- Draw a representation of your favorite part of school
- Fill the page
- Color/Shade



**Monday, Sept. 17, 2018** Intro

- Complete the warm-up.
- Collect note sheet from front table.
- Collect Midterm review sheet from front table.



Answer in 3-5 complete sentences. What is the focal point of this photograph? How did the artist emphasize it? Use specific elements & principles to answer the 2<sup>nd</sup> question.

Today, we will:

- Introduce Color Theory

## SB 9 and 10: Due 9/20


9: Free Sketch

- School appropriate
- Fill page
- Color/shade



10: Clothing item on hanger


- Fill page
- Color/shade



**Tues., September 18, 2018** GA

- Complete the warm-up.
- Clear table.

**1, 6: CLAY QUIZ  
on block day**



Answer in 2-3 complete sentences.  
What is the image above? What does an artist do with it? What are techniques to fill it out?  
Use terms learned in class.

**Today, we will:**


**1, 6: Mask Research and Sketch**  
**3, 5: Mask Embellishment**

- Students will be able to discuss how artworks reflect ideas, images & symbols from the culture within which they were made.
- Students will be able to develop plans for his/her own artwork (sketch, notes).
- Students will be able to explain use of subject matter, symbols and/or themes in his/her own artwork.

**SB10: DUE 9/20**

**School days**


- Draw a representation of your favorite part of school
- Fill the page
- Color/Shade



**Tuesday, Sept. 18, 2018** Intro

- Complete the warm-up.
- Clear table except for a pencil.

**Color theory test MONDAY**  
**Midterm exam THURSDAY, 27**



Answer in 3-5 complete sentences.

What is the image above? What does an artist do with it? What are techniques to fill it out?

Use terms learned in class.

Today, we will:

- Create a color wheel
- Work on color scheme page

**SB 9 and 10: Due 9/20**


9: Free Sketch

- School appropriate
- Fill page
- Color/shade



10: Clothing item on hanger

- Fill page
- Color/shade



**Wed., September 19, 2018** GA

- Turn in sketchbook
- Clear table.

**Today:**

**1: Clay quiz; Create plaster masks**  
**3, 5: Mask embellishment**

- Students will be able to discuss how artworks reflect ideas, images & symbols from the culture within which they were made.
- Students will be able to develop plans for his/her own artwork (sketch, notes).
- Students will be able to explain use of subject matter, symbols and/or themes in his/her own artwork.



**Can you figure out these visual puns?**




**No sketchbook  
assignment until  
2<sup>nd</sup> quarter. 😊**

Thur., September 20, 2018 GA

- Turn in sketchbook.
- Clear table.

Today, we will:

- Take clay quiz
- Create plaster mask
- Students will be able to discuss how artworks reflect ideas, images & symbols from the culture within which they were made.
- Students will be able to develop plans for his/her own artwork (sketch, notes).
- Students will be able to explain use of subject matter, symbols and/or themes in his/her own artwork.



Can you figure out these visual puns?



No sketchbook  
assignment until  
2<sup>nd</sup> quarter. 😊


Thursday, Sept. 20, 2018 **Intro**

- Turn in sketchbook.
- Clear table.

**Color theory test MONDAY**  
**Midterm exam THURSDAY, 27**

Today, we will:

- Glaze clay pots
- Begin midterm exam review



Can you figure out these visual puns?



No sketchbook  
assignment until  
2<sup>nd</sup> quarter. 😊

**Fri., September 21, 2018** GA

- Collect sketchbook.
- Complete warm-up.
- Clear table.

Open your sketchbook to the next clean page.  
Put today's date at the top.  
Do the following sketchbook warm-up:

**Draw every geometric shape that you can think of, the best that you can. Continue thinking and drawing until time is up.**

Today, we will:  
Review for the Midterm Exam



**No sketchbook  
assignment until  
2<sup>nd</sup> quarter. 😊**



**Fri., September 21, 2018** Intro

- Collect sketchbook.
- Complete warm-up.
- Clear table.

Open your sketchbook to the next clean page.  
Put today's date at the top.  
Do the following sketchbook warm-up:

**Draw every geometric shape that you can think of, the best that you can. Continue thinking and drawing until time is up.**

Today, we will:  
Review for the Midterm Exam



**Color theory test MONDAY**  
**Midterm exam THURSDAY**

**No sketchbook  
assignment until  
2<sup>nd</sup> quarter. 😊**